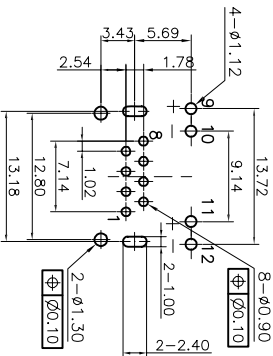
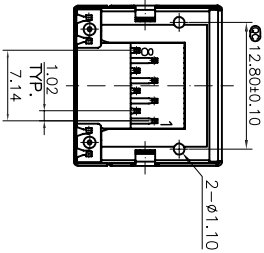
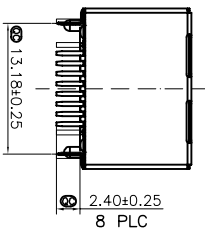
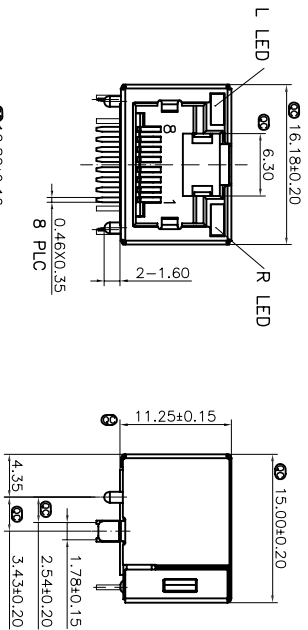
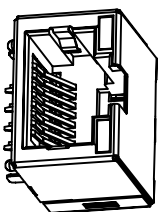
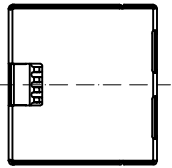
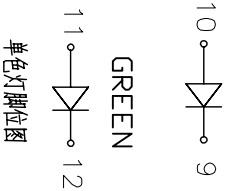


更改内容	日期	制图	审核
REV A	2012/10/29	JDL	Oscar
变更内容			

If you have any questions, Don't hesitate to email sales@rj45jack.com, please!



PC BOARD LAYOUT COMPONENT (THICKNESS:1.6mm)
SIDE SHOWN



- NOTES:
- ELECTRICAL:
- VOLTAGE RATING : 125 VAC RMS.
 - CURRENT RATING : 1.5 AMP.
 - CONTACT RESISTANCE : 50 MILLIOHMS MAX.
 - INSULATION RESISTANCE: 500 MEGOHMS MIN @ 500 VDC.
 - DIELECTRIC STRENGTH : 500 VAC RMS 50Hz, 1MIN.
 - LED RATINGS
FORWARD VOLTAGE: 2.2 VOLTS TYPICAL.
REVERSE VOLTAGE: 5 VOLTS MAXIMUM.
- MECHANICAL:
- HOUSING MATERIAL : GLASS FILLED POLYESTER(PA46 G30 U194V-0) (BRACK COLOR)
 - CONTACT MATERIAL : PHOSPHOR BRONZE T=0.35mm (C5210)
 - PLATING : GOLD-PLATED IN THE CONTACT AREA
 - SHIELD-COPPER ALLOY(OR STEEL ALLOY) 0.20mm THICKNESS PLATING N. 20u" Min.
 - LED : OPTION
 - OPERATING LIFE : 750 CYCLES MIN.
 - PCB RETENTION PRE-SOLDER : 1 LB MIN.
 - PCB RETENTION POST-SOLDER: 10 LBS MIN.
- ENVIRONMENTAL:
- STORAGE : -40°C TO +85°C.
 - OPERATION: 0°C TO +70°C.
 - WAVE SOLDERING TEMPERATURE: 250°C TO 260°C(5-10 SECONDS).
 - ROHS COMPLIANT
 - FCC PART 68, SUBPART F.
- MATES WITH MODULAR PLUG CONFORMING TO

PART NUMBER: 56B-S1188L1-XX

GOLD PLATING: "U"
1-FU" 2-20" 3-3U" 4-6U"

PLASTIC MATERIAL&COLOR:Black/Black/Yellow/Grey
1-PBT+20%GF Black
2-PA46 Black

HTTP://WWW.RJ45JACK.COM YOU LONG CONNECT THE WORLD

YOU LONG ELECTRONICS LIMITED

公差	公差	比例	图框	图框	图框
CPK	CPK	1:1	A3	1	1
公差	公差	比例	图框	图框	图框
XXXX±0.075	XXXX±0.075	1:1	A3	1	1



A

B

C

D

E

F

1 2 3 4 5 6 7 8