

REV	变更内容 MODIFICATION	日期 DATE	制图 DRAW	审核 APPROVE
A	版面发行	2012/10/29	JDL	Oscar

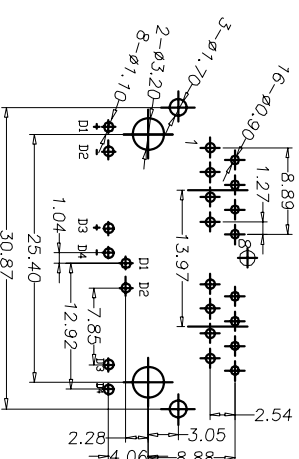
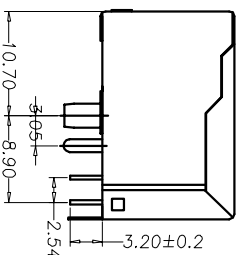
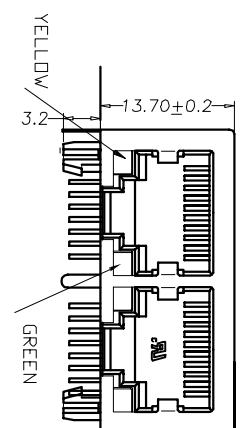
NOTES:

ELECTRICAL:

- VOLTAGE RATING : 125 VAC RMS.
- CURRENT RATING : 1.5 AMP.
- CONTACT RESISTANCE : 50 MILLIOHMS MAX.
- INSULATION RESISTANCE: 500 MEGOHMS MIN @ 500 VDC.
- DIELECTRIC STRENGTH : 1000 VAC RMS 50HZ, 1MIN.

MECHANICAL:

- HOUSING MATERIAL : NYLON+30%G.F UL94V-0.
  - CONTACT MATERIAL : PHOSPHOR BRONZE  $\phi 0.46$ mm
  - PLATING : GOLD PLATING OVER NICKEL.
  - SHIELD COPPER ALLOY(OR STEEL ALLOY) 0.20mm THICKNESS PLATING NI.
  - LED:OPTION
  - OPERATING LIFE : 750 CYCLES MIN.
  - PCB RETENTION PRE-SOLDER : 1 LB. MIN.
  - PCB RETENTION POST-SOLDER: 10 LBS. MIN.
- ENVIRONMENTAL:
- STORAGE : -40°C TO +85°C.
  - OPERATION: 0°C TO +70°C.
  - WAVE SOLDERING TEMPERATURE: 255~265° (5~10SECONDS).
  - ROHS COMPLIANT
- MATES WITH MODULAR PLUG CONFORMING TO FCC PART 68, SUBPART F.



SUGGESTED PCB LAYOUT  
(TOP VIEW)



PART NUMBER: 59A-S1208B-L1XX

GOLD PLATING U" : 1-FU" 2-2U" 3-3U" 4-6U"  
S-15U" 6-30U"  
PLASTIC MATERIAL&COLOR:Black/Yellow/Grey  
1-PR1+202GF Black

HTTP://WWW.RJ45JACK.COM		YOU LONG CONNECT THE WORLD	
DIMENSION IN mm [Inch]		YOU LONG ELECTRONICS LIMITED	
TOLERANCE UNLESS OTHERWISE SPECIFIED		图号 FILE NO.	
.X±0.20	X".± 1"	图号 DWG NO. YL59A-S1208B-L1	
.XX±0.15	.X".± 0.5"	标题 TITLE	
.XXX±0.075		59A 1X2 8PBC LED PCB JACK WITH SHIELDED SIDE ENTRY ROUND PIN	
检验 APPROVE	检查 CHECK	制图 DRAW	审核 SCALE
		Oscar	1:1
			图幅 SIZE A3
			数量 REV 1
			页次 REV A

If you have any questions, Don't hesitate to email sales@rj45jack.com, please!