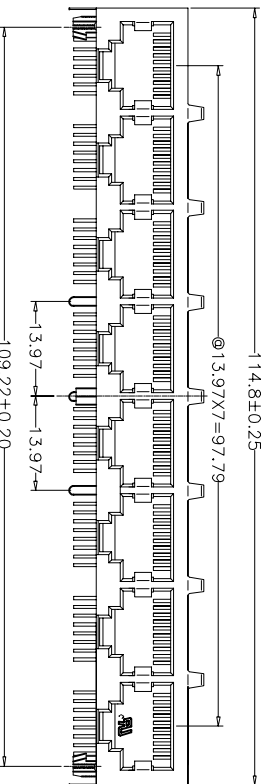


F



NOTES:

MATERIAL:

- 1.HOUSING MATERIAL :GLASS FILLED POLYESTER(U194V-0) (C5100).
- 2.CONTACT MATERIAL :PHOSPHOR BRONZE $\phi 0.46\text{mm}$ (C5100).
- 3.PLATING :GOLD PLATING OVER NICKEL
- 4.SHIELD COPPER ALLOY(OR STEEL ALLOY) 0.20mm THICKNESS PLATING NI.
- 5.LED OPTION.

ELECTRICAL:

- 1.VOLTAGE RATING :125 VAC RMS.
- 2.CURRENT RATING :1.5 AMP.
- 3.CONTACT RESISTANCE :50 MILLIOHMS MAX.
- 4.INSULATION RESISTANCE :500 MEGOHMS MIN @ 500V DC.
- 5.DIELECTRIC WITHSTANDING RESISTANCE :1000V AC RMS 50Hz. 1MIN.
- 6.LED RATINGS:FORWARD VOLTAGE:2.2 VOLTS TYPICAL. REVERSE VOLTAGE:5 VOLTS MAXIMUM.

MECHANICAL:

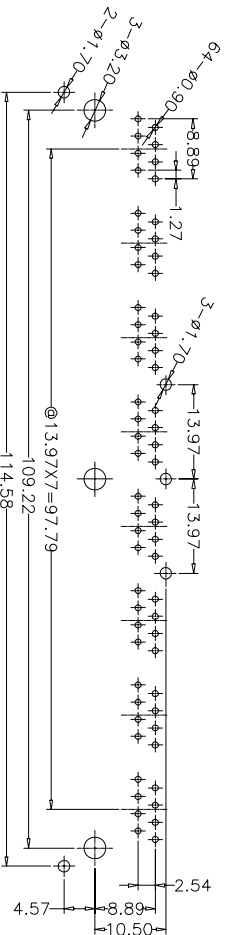
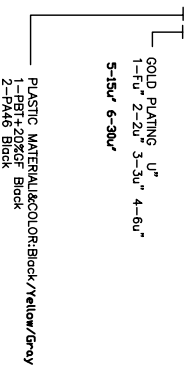
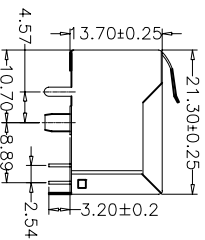
- 1.DURABILITY :750 CYCLES MIN.
- 2.PCB RETENTION PRE-SOLDER

ENVIRONMENTAL:

- 1.STORAGE :-40°C TO +85°C.
- 2.OPERATION : -20°C TO 70°C.

MATES WITH MODULAR PLUG CONFORMING TO FCC PART 68,SUBPART F.

PART NUMBER: 59A-S1808A-E2XX



PC Board Layout

REV	变更内容 MODIFICATION	日期 DATE	制图 DRAW	审核 APPROVE
A	版面发行	2012/10/29	JDL	Oscar

HTTP://WWW.RJ45JACK.COM		YOU LONG CONNECT THE WORLD	
:Inspection Item		YOU LONG ELECTRONICS LIMITED	
:Cp/Cpk and SPC Control Item		DWG NO. YL59A-S1808A-E2	
DIMENSION IN mm [Inch]		TITLE	
TOLERANCE UNLESS OTHERWISE SPECIFIED		59A 1X8 8PBC PCB JACK&SHIELDED WITH EMI FINGER SIDE ENTRY ROUND PIN	
.X±0.20	X*±1"	图号	SCALE
.XX±0.15	.X*±0.5"	图名	1:1
.XXX±0.075		审核	1
批准	检查	制图	1
批准	检查	Oscar	A

If you have any questions,Don't hesitate to email sales@rj45jack.com,please!

A

B

C

D

E

F

1

2

3

4

5

6

7

8

1

2

3

4

5

6

7

8