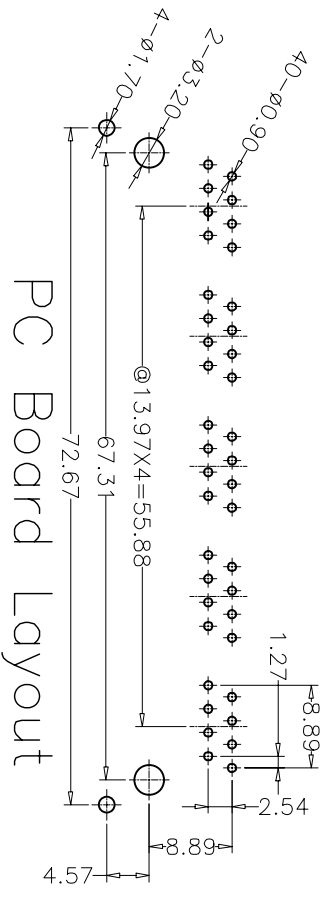
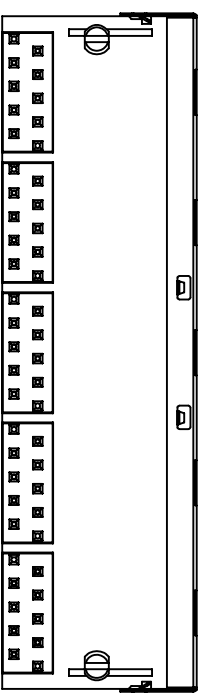
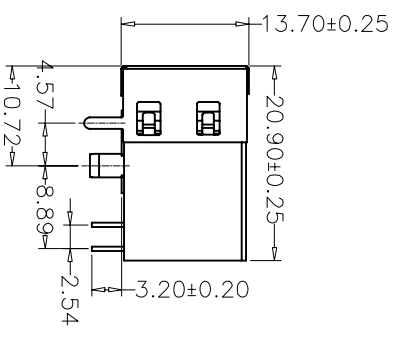
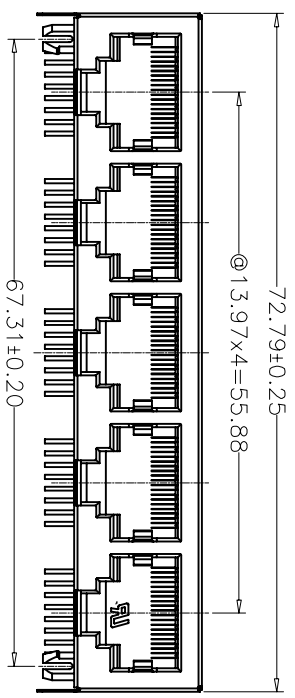


REV	变更内容 MODIFICATION	日期 DATE	制图 DRAW	审核 APPROVE
A	版面发行	2012/10/29	JDL	Oscar

If you have any questions, Don't hesitate to email sales@j45jack.com, please!



PC Board Layout

- NOTES:
- ELECTRICAL:**
- VOLTAGE RATING : 125 VAC RMS.
 - CURRENT RATING : 1.5 AMP.
 - CONTACT RESISTANCE : 50 MILLIOHMS MAX.
 - INSULATION RESISTANCE : 500 MEGOHMS MIN. @ 500 VDC.
 - DIELECTRIC STRENGTH : 1000 VAC RMS 50HZ, 1MIN.
- MECHANICAL:**
- HOUSING MATERIAL : NYLON+50%GF UL94V-0.
 - CONTACT MATERIAL : PHOSPHOR BRONZE φ0.46mm.
 - PLATING : GOLD PLATING OVER NICKEL.
 - SHIELD: COPPER ALLOY(OR STEEL ALLOY) 0.20mm THICKNESS PLATING NI.
 - LED-OPTION
 - OPERATING LIFE : 750 CYCLES MIN.
 - PCB RETENTION PRE-SOLDER : 1 LB MIN.
 - PCB RETENTION POST-SOLDER: 10 LBS MIN.
- ENVIRONMENTAL:**
- STORAGE : -40°C TO +85°C.
 - OPERATION: 0°C TO +70°C.
 - WAVE SOLDERING TEMPERATURE: 255~265° (5~10SECONDS).
 - ROHS COMPLIANT
- MATES WITH MODULAR PLUG CONFORMING TO FCC PART 68, SUBPART F.
- PART NUMBER: 59A-H1508A-XX

1-GOLD PLATING U" 1-Fu" 2-2u" 3-3u" 4-6u"
 PLASTIC MATERIAL&COLOR:Black/Yellow/Gray
 2-PA45 Black

HTTP://WWW.RJ45JACK.COM		YOU LONG CONNECT THE WORLD	
:Cp/Cpk and SPC Control Item		YOU LONG ELECTRONICS LIMITED	
:Inspection Item		图号 DWG NO. YL59A-H1508A	
DIMENSION IN mm [Inch]		标题 TITLE 59A 1X5 8P8C PCB JACK WITH HALF SHIELDED SIDE ENTRY ROUND PIN	
TOLERANCE UNLESS OTHERWISE SPECIFIED		比例 SCALE 1:1	
.X±0.20	X.± 1"	图框 FRAME	
.XXX±0.15	.X.± 0.5"	审核 CHECK	
.XXX±0.075		制图 DRAW Oscar	
批准 APPROVE		图框 FRAME	
		比例 SCALE 1:1	
		图框 FRAME A3	
		审核 REV 1	
		图框 FRAME A	

1 2 3 4 5 6 7 8

A B C D E F